

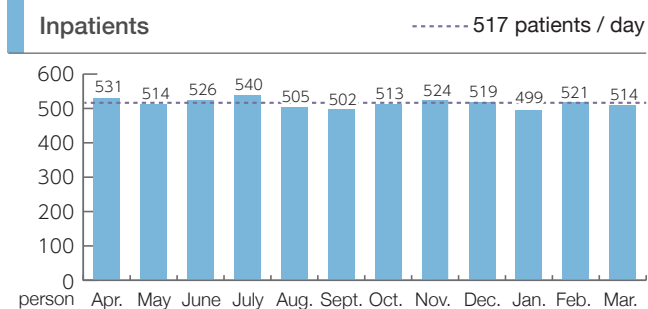
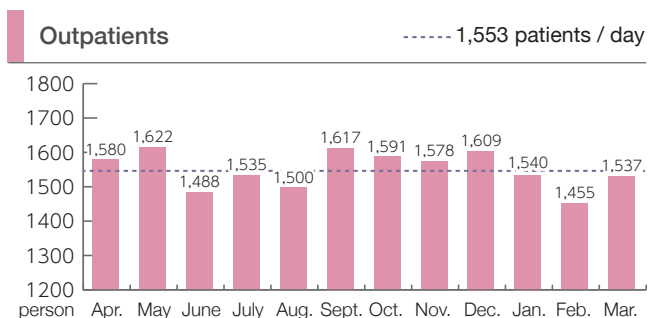
Clinical Activities in 2015

● Number of Patients

Types of Patient	Number
Total Number of Outpatients	377,258
Average Number of Outpatients per Day	1,553
Total Number of Inpatients	189,306
Number of Newly Registered Patients	9,600
Number of Newly Registered Patients since the Opening of the Hospital *	376,115

*November 1, 1976–March 31, 2016

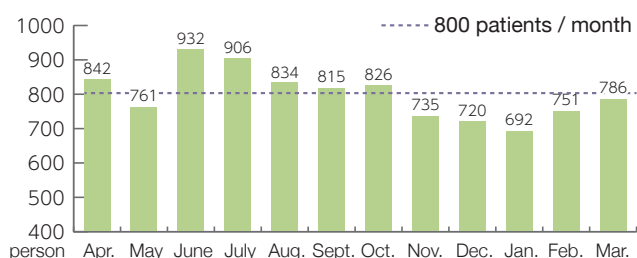
● Daily Average Number of Patients by Month



*Total Number of Beds: 602

● Number of Newly Registered Patients [April 2015–March 2016]

Total Number of Newly Registered Patients : 9,600



● Patients by District



	Inpatients	Outpatients
Asahikawa	7,335	244,727
Sorachi	842	20,564
Ishikari	107	1,701
Shiribeshi	2	70
Iburi	14	231
Hidaka	15	149
Oshima	21	285
Hiyama	1	11
Kamikawa	3,196	81,182
Rumoi	499	7,898
Soya	416	5,777
Okhotsk	937	12,057
Tokachi	139	1,087
Kushiro	20	176
Nemuro	25	163
Outside Hokkaido	112	1,180
Total	13,681	377,258



Asahikawa City

● Statistics of Discharged Patients

Diseases are classified according to the International Classification of Diseases (ICD-10) Stipulated by the World Health Organization (WHO)

Classification by ICD	Number	Rate
I Certain infectious and parasitic diseases (A00-B99)	152	1.11%
II Neoplasms (C00-D48)	4,458	32.58%
III Diseases of the blood and blood-forming organs and certain disorders involving the immune mechanism (D50-D89)	87	0.64%
IV Endocrine, nutritional and metabolic diseases (E00-E90)	396	2.89%
V Mental and behavioural disorders (F00-F99)	109	0.80%
VI Diseases of the nervous system (G00-G99)	388	2.84%
VII Diseases of the eye and adnexa (H00-H59)	1,650	12.06%
VIII Diseases of the ear and mastoid process (H60-H95)	140	1.02%
IX Diseases of the circulatory system (I00-I99)	1,503	10.99%
X Diseases of the respiratory system (J00-J99)	454	3.32%
XI Diseases of the digestive system (K00-K93)	994	7.27%
XII Diseases of the skin and subcutaneous tissue (L00-L99)	172	1.26%
XIII Diseases of the musculoskeletal system and connective tissue (M00-M99)	778	5.69%
XIV Diseases of the genitourinary system (N00-N99)	700	5.12%
XV Pregnancy, childbirth and the puerperium (O00-O99)	446	3.26%
XVI Certain conditions originating in the perinatal period (P00-P96)	222	1.62%
XVII Congenital malformations, deformations and chromosomal abnormalities (Q00-Q99)	344	2.51%
XVIII Symptoms, signs and abnormal clinical and laboratory findings, not elsewhere classified (R00-R99)	52	0.38%
XIX Injury, poisoning and certain other consequences of external causes (S00-T98)	634	4.63%
XX External causes of morbidity and mortality (V01-Y98)	0	0.00%
XXI Factors influencing health status and contact with health services (Z00-Z98)	3	0.02%
Total	13,682	100%

※International Classification of Diseases (ICD) :
International Statistical Classification of Diseases and Related Health Problems

● Number of Clinical Examinations

	Inpatients	Outpatients	Total
General Examination	35,415	122,218	157,633
Hematology	139,273	190,434	329,707
Clinical Chemistry	897,290	1,745,469	2,642,759
Serology	112,693	229,706	342,399
Endocrinology	17,342	57,344	74,686
Bacteriology	11,238	4,820	16,058
Pathology	1,827	4,378	6,205
Physiology	46,916	88,975	135,891
Other Lab Tests	532	229	761
Blood Sampling and Testing, Liquid Sampling and Testing	1,500	81,787	83,287
Endoscopy	598	3,949	4,547
Classification code not included in the list	0	24	24
Department-specific Examinations	14,008	277	14,285
Total	1,278,632	2,529,610	3,808,242

● Pathological Examinations

	In-hospital	Entrusted	Total
Histopathological Examination	5,871	170	6,041
Cytological Examination	5,695	0	5,695
Intraoperative Pathology	445	0	445
Telepathology	0	19	19
Total	12,011	189	12,200

● Number of Operations


Points	Number
0~999	2,991
1,000~2,999	1,594
3,000~4,999	816
5,000~9,999	1,134
10,000~14,999	1,435
15,000~19,999	994
20,000~	4,094
Total	13,058
By the Surgical Operation Department	7,531

※The number includes the operations for outpatients.

Clinical Activities in 2015

● Number of Emergency Patients

Departments	First Visit	Return Visit	Total
Internal Medicine I	53	440	493
Internal Medicine II	12	192	204
Internal Medicine III	24	208	232
Psychiatry and Neurology	3	75	78
Pediatrics	31	312	343
Surgery I	46	69	115
Surgery II	21	109	130
Orthopaedic Surgery	105	258	363
Dermatology	29	106	135
Urology	17	91	108
Ophthalmology	62	101	163
Otorhinolaryngology	140	176	316
Obstetrics and Gynecology	16	130	146
Radiology	0	0	0
Anesthesiology and Critical Care Medicine	0	5	5
Neurosurgery	55	145	200
Oral and Maxillo-Facial Surgery	41	67	108
Emergency	596	1,427	2,023
Total	1,251	3,911	5,162



Asahikawa Medical University Hospital



● Number of Anesthetizations

Points	Number
0~999	4,006
1,000~	6,227
Total	10,233
Nerve Block	1,286

● Number of Deliveries

	Mature Babies	Premature Babies	Total
Normal	137	23	160
Dystocia	112	65	177
Total	249	88	337

● Intensive Care Unit

Number of Patients per Month

Month	Number of Patients
January	69
February	65
March	78
April	84
May	61
June	63
July	77
August	67
September	72
October	71
November	65
December	75
Total	847

Number of Patients by Clinical Department

Clinical Departments	Number of Patients
Internal Medicine I	42
Internal Medicine II	5
Internal Medicine III	3
Psychiatry and Neurology	0
Pediatrics	2
Surgery I	368
Surgery II	184
Orthopaedic Surgery	7
Dermatology	0
Urology	30
Ophthalmology	1
Otorhinolaryngology-Head and Neck Surgery	8
Obstetrics and Gynecology	3
Neurosurgery	152
Oral and Maxillo-Facial Surgery	4
Emergency	38
Total	847



ICU

● Number of Radiographic Examinations

	Radiography	Radioscopy	Computed Tomography	Angiography
Inpatients	37,244	2,367	7,440	1,187
Outpatients	43,432	1,248	18,463	294
Total	80,676	3,615	25,903	1,481

● Number of Radiation Therapies

	Radiotherapy	Radiotherapy Planning	Nuclear Medicine	Magnetic Resonance Imaging
Inpatients	3,392	220	1,409	2,293
Outpatients	4,501	186	3,255	6,614
Total	7,893	406	4,664	8,907

● Pathological Dissection

	Number
Mortality	304
Pathological Dissection	26
Dissecting Rate	8.6 %
Stillborn Dissection	3
Entrusted Dissection	0

● Blood and Blood Components Used

Blood and Blood Components	Units	Number of Blood Bags
RCC-LR	9,636	4,836
Fresh Frozen Plasma	7,282	3,541
Platelet Concentrate	22,560	1,412
Autologous Blood	512	315
Total	39,990	10,104

● Department of Rehabilitation

Number of Patients/Treatments

	Inpatients	Outpatients	Total
Number of Patients			1,880
Number of Treatments	39,377	1,948	41,325

Number of Treatments by Type

	Number
Physical Therapy	26,572
Occupational Therapy	8,974
Speech Therapy	5,779
Total	41,325

● Prescription Orders

	Forms
Inpatients	113,285
Outpatients	13,509
Total	126,794
External prescription rate	93.5 %

● In-Hospital Preparations

	Items	Number
Oral Liquids	2	12
Oral Powders	1	7
Tablets and Capsules	0	0
Injections	1	4
Ophthalmic Drugs	7	58
Ear and Nasal Drops, Inhalation Drugs	4	24
External Liquids	13	160
External Powders	0	0
Ointments and Creams	12	147
Suppositories	2	3
Antiseptic, Disinfecting, and Preserving Agents	1	6
Laboratory and Diagnostic Agents	7	49
Others	0	0
Pre-compounded Medications	7	19

● Medication Counselling

	Number
Inpatients	9,029
Discharges	479
Medication Reconciliation	12,591

● Number of Analyses of Blood Drug Concentration

Number	396
--------	-----